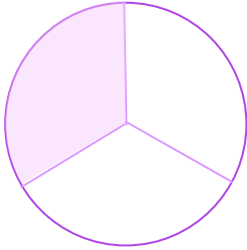
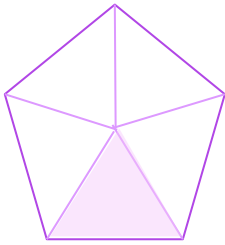

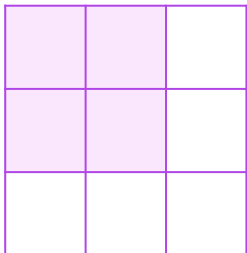
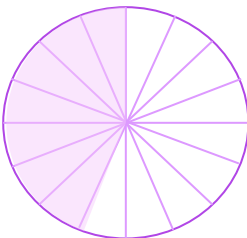


Choose the Correct Fraction

Circle the fraction that each model represents.

 $\frac{1}{3}$ $\frac{1}{2}$ $\frac{3}{3}$ $\frac{2}{2}$  $\frac{2}{4}$ $\frac{1}{5}$ $\frac{4}{4}$ $\frac{5}{5}$  $\frac{6}{10}$ $\frac{4}{10}$ $\frac{10}{10}$ $\frac{10}{10}$  $\frac{5}{9}$ $\frac{4}{9}$ $\frac{9}{9}$ $\frac{9}{9}$  $\frac{3}{16}$ $\frac{7}{16}$ $\frac{16}{16}$ $\frac{16}{16}$ 