
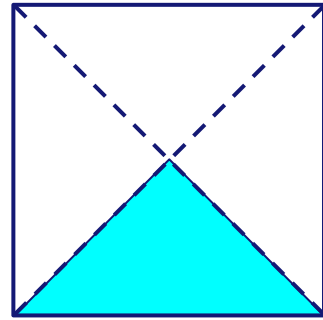


Parts of a Whole

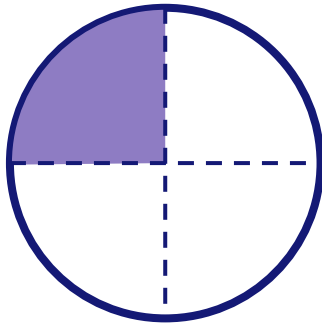
For each of the following shapes, how much of the whole does the shaded area represent?



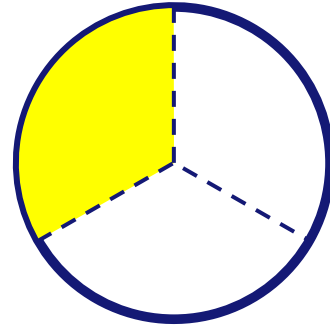
_____ of a whole



_____ of a whole




_____ of a whole



_____ of a whole



_____ of a whole



_____ of a whole