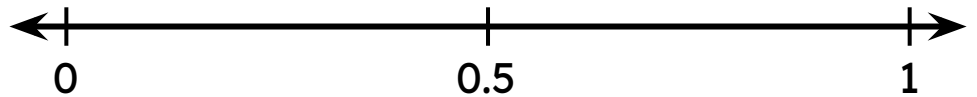


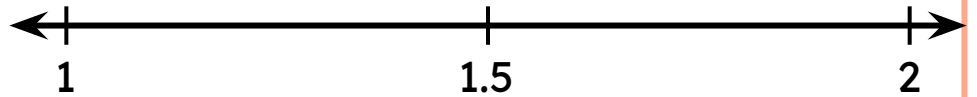
# Compare Decimals on Number Line

Roughly plot the given decimal numbers on the number line and then circle the greatest one..

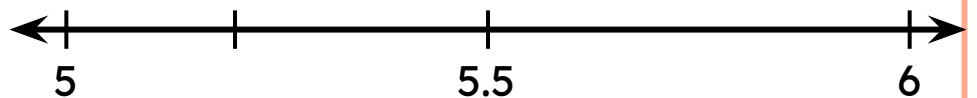
0.4, 0.9, 0.2



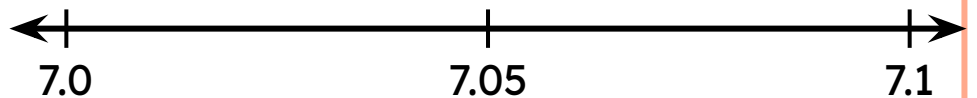
1.7, 1.3, 1.1



5.6, 5.2, 5.8



7.03, 7.07, 7.09



9.31, 9.33, 9.37

