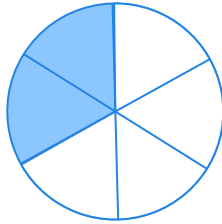


Equivalent Fraction Models

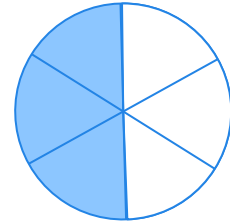
Circle the visual model that is equivalent to the given fraction.

$$\frac{1}{2}$$

a.




b.

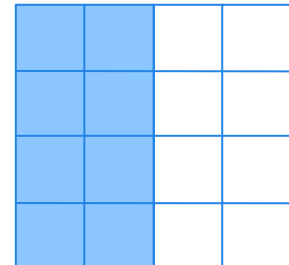


$$\frac{3}{4}$$

a.




b.



$$\frac{4}{12}$$

a.



b.

