





Select the Correct Bar Graph

Tick the graph that correctly represents the number of fruits.

Fruits	Count
	4
	2
	3
	2

