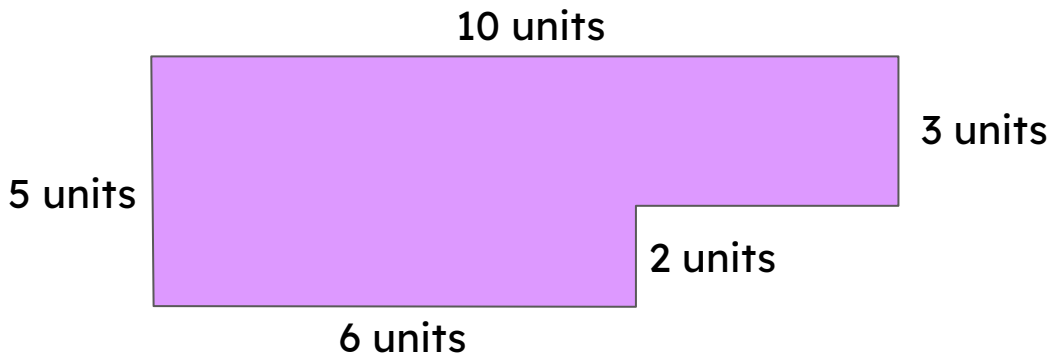


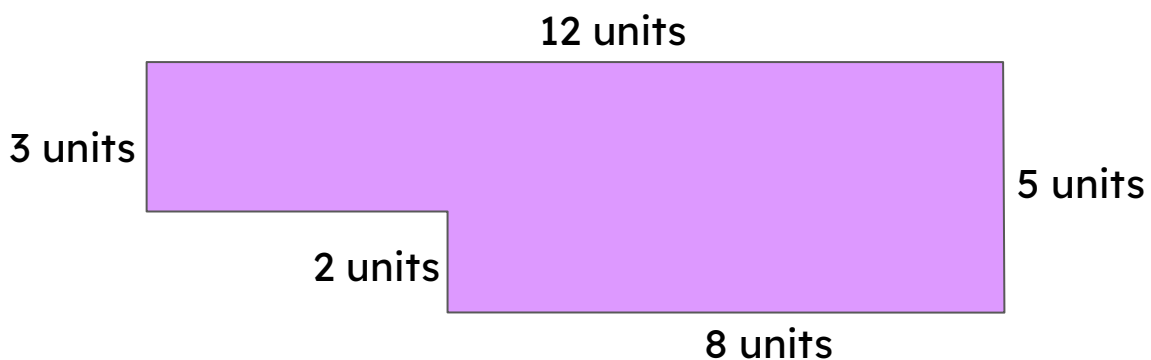

Composite Shape Area Planning

Oolzoo and Blu describe their plans to calculate the area of these composite shapes. Check (✓) the correct statement.



Add the areas of the rectangle (2×6) and rectangle (3×10).

Add the areas of the rectangle (5×6) and rectangle (2×3).



Add the areas of the rectangle (3×12) and rectangle (8×5).

Add the areas of the rectangle (3×12) and rectangle (2×8).

