

Shapes and Position (A)

Read the instructions and color the shapes accordingly.

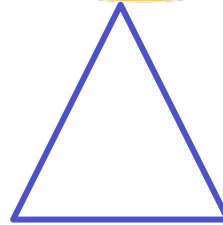
1. Color the shape above the duck yellow.




2. Color the shape behind the duck orange.



3. Color the shape below the duck red.



4. Color the shape next to the duck green.





1. Color the shape below the duck yellow..



2. Color the shape next to the duck red.



3. Color the shape above the duck orange.



4. Color the shape behind the duck green.

